



# Bishop Dwenger Senior Ads

**Do you want to celebrate your student and their achievements?  
Place a senior ad in the Bishop Dwenger Yearbook!**

## **Carefully follow these steps:**

- Take a look at the multiple design choices attached to this bulletin.
- Check the box next to your chosen design.
- Put your student's name at the top of the "Note" section.**
- List your student's favorite colors.
- Leave your message to your student in the notes section for our design team.
- Send in all of your photos at once.
  - Please place the name of the student on the back of each photo so that we can return these to you.
  - Please number the back of your photos so that they correspond with the design template numbers. Our staff will place them where they think they fit best if you do not number your photos.
- If you have digital copies of photos that you wish to use, they must be placed on a CD. Be sure to label your CD with the student's name.

## Make sure that all digital photos are in JPEG format.

Any digital photos not submitted in JPEG format cannot be used. Failure to adhere to this policy could result in an ad not being printed in the yearbook.

- Place the above items along with payment into a large envelop.
- Mark the envelope:



**Bishop Dwenger Yearbook Senior Ads  
1300 E. Washington Center Road  
Fort Wayne, IN 46825**

- Include payment  
Payment Options: Check or Cash. Please make checks payable to Bishop Dwenger.

## **DEADLINE**

**FEBRUARY 1<sup>st</sup>!**

**NO ADS WILL BE TAKEN AFTER THIS DEADLINE. NO EXCEPTIONS WILL BE MADE!**

 Your student's name and/or a special message can be written through this  Space!

Quarter Page Ad Option 1  
 \$50.00  
 Can hold up to four pictures

Favorite Color(s)

\_\_\_\_\_

\_\_\_\_\_

Notes: \_\_\_\_\_

\_\_\_\_\_

\_\_\_\_\_


\_\_\_\_\_


\_\_\_\_\_


Here  
 Favorite Color(s):  
 \_\_\_\_\_  
 \_\_\_\_\_


Quarter Page Ad Option 2  
 \$50.00  
 Can hold up to four pictures

Place your student's name and/or a special message here!









Notes: \_\_\_\_\_

\_\_\_\_\_

\_\_\_\_\_

\_\_\_\_\_

\_\_\_\_\_



Favorite Color(s)




\_\_\_\_\_

\_\_\_\_\_

Here

Half Page Ad Option 1  
 \$100.00  
 Can hold up to six pictures

 Student's name and/or a special message can be placed here 

Notes: \_\_\_\_\_

\_\_\_\_\_

\_\_\_\_\_

\_\_\_\_\_

\_\_\_\_\_

✓ Here   
Favorite Color(s)

Half Page Ad Option 2  
\$100.00  
Can hold up to six pictures

Notes: \_\_\_\_\_  
\_\_\_\_\_  
\_\_\_\_\_  
\_\_\_\_\_  
\_\_\_\_\_

Student's name and/or a special message can be placed here

The diagram shows a rectangular box divided into two main sections. On the left, there is a vertical line. To the right of this line, there are six rectangular slots of varying sizes, each labeled 'photo'. The text 'Student's name and/or a special message can be placed here' is written in the space between the vertical line and the photo slots.


The diagram shows a large rectangular box containing twenty rectangular slots of various sizes, each labeled 'photo'. The slots are arranged in a grid-like pattern. In the center of the box, there is a space with the text: 'And/or a special message can be placed in the space given here'. The word 'Student' is written to the left of the top row of photo slots, and the word 'Name' is written to the left of the second row of photo slots.

Full Page Ad Option 1  
\$200.00  
Can hold up to twenty pictures

✓ Here

Favorite Color(s)  
\_\_\_\_\_  
\_\_\_\_\_

Notes: \_\_\_\_\_  
\_\_\_\_\_  
\_\_\_\_\_  
\_\_\_\_\_  
\_\_\_\_\_  
\_\_\_\_\_  
\_\_\_\_\_  
\_\_\_\_\_



Full Page Ad Option 2  
 \$200.00  
 Can hold up to twenty pictures

v Here  
 Favorite Color(s)  
 \_\_\_\_\_  
 \_\_\_\_\_

Notes: \_\_\_\_\_  
 \_\_\_\_\_  
 \_\_\_\_\_  
 \_\_\_\_\_  
 \_\_\_\_\_  
 \_\_\_\_\_  
 \_\_\_\_\_  
 \_\_\_\_\_

Custom Page Ad  
 Quarter \$60.00  
 Half \$110.00     Full \$210.00

v Here  
 Favorite Color(s)  
 \_\_\_\_\_  
 \_\_\_\_\_

Notes: \_\_\_\_\_  
 \_\_\_\_\_  
 \_\_\_\_\_  
 \_\_\_\_\_  
 \_\_\_\_\_  
 \_\_\_\_\_  
 \_\_\_\_\_  
 \_\_\_\_\_  
 \_\_\_\_\_  
 \_\_\_\_\_

